


OM-1 Interface module



- Gigabit Ethernet Interface - 1000 Mbit/s full-duplex Ethernet Interface, IEEE 802.3u compatible
- Secondary Gigabit Ethernet Interface - Second Ethernet Interface for the connection of a redundant network to establish fault-tolerant systems
- Status LEDs - Link, Activity and Gigabit active status indication for each Ethernet interface
- EN 54-16 and ISO 7240-16 system certification

The OM-1 is a compact interface module which is prepared for connecting a DYNACORD P64 and PROMATRIX 6000 to an OMNEO network. In addition, the OM-1 is able to send and receive Dante audio to and from other Dante equipment. The transmission of up to 32 digital audio input signals and 32 digital audio output channels with low latency is possible with the OM-1. For PROMATRIX there is a limitation of 16 channels.

Dante is a registered trademark of Audinate, Inc.

Parts included

| Quantity | Component |
|----------|------------------------------------|
| 1 | OM-1 |
| 1 | Set of cable, connector and screws |
| 1 | Installation note |

Technical specifications

Electrical

| | |
|---|---|
| Supply voltage/current | +3.3 V DC / 860mA +5 V DC / 60mA |
| Ethernet connectors (Primary / Secondary) | 100/1000 Mbit/s, RJ-45, integrated transformer isolation |
| Sampling rate | 48 kHz |
| Data format | 24 Bit |
| Audio channels | P64: Up to 32 × 32 at 48 kHz PROMATRIX 6000: Up to 16 × 16 at 48 kHz |
| Audio flows | P64: Up to 32 × 32 simultaneous audio streams PROMATRIX 6000: Up to 16 × 16 simultaneous audio streams |
| Latency across network | P64: 0.5, 1, or 5 ms PROMATRIX 6000: 5 ms |

Mechanical

| | |
|--|-----------------------|
| Product dimensions (Width × Height × Depth) | 89 mm × 27 mm × 92 mm |
| Net weight | 75 g |

Environmental

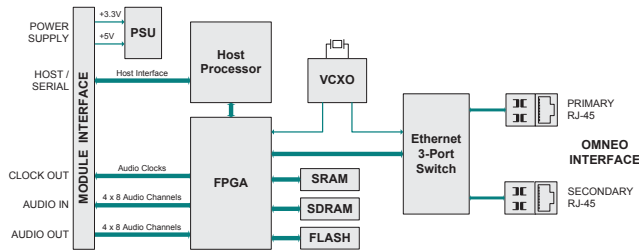
| | |
|-----------------------------------|-------------------------------------|
| Operating temperature | -5 °C to +45 °C (+23 °F to +113 °F) |
| Storage and transport temperature | -20 °C to +70 °C (-4 °F to +158 °F) |
| Humidity (non-condensing) | 5% to 90% |
| Altitude | Up to 2000 m |

- Remove the blind on the rear panel (2 screws).
- Install the OM-1 module (see picture); first, secure it with 2 screws on the rear panel (A), then with 2 screws on the bolt (B), tighten the screws.
- Make the following cable connections: Left connector on OM-1 module with CN28 on main board 80500 (65 mm flat wire cable) (C). Right connector on OM-1 module with CN5 on DSP-Board 80496 (190 mm flat wire cable) (D).
- Re-install the cover plate.
- Plug in the mains cord and turn the unit's power on.
- Configure the OM-1 module parameter in IRIS-Net according to application needs.

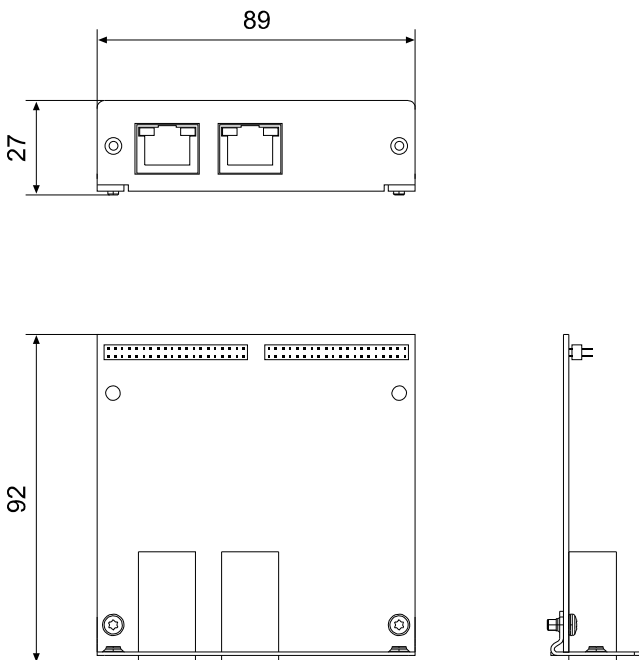


Notice!

A shielded cable must be used for an Ethernet connection.



Circuit diagram

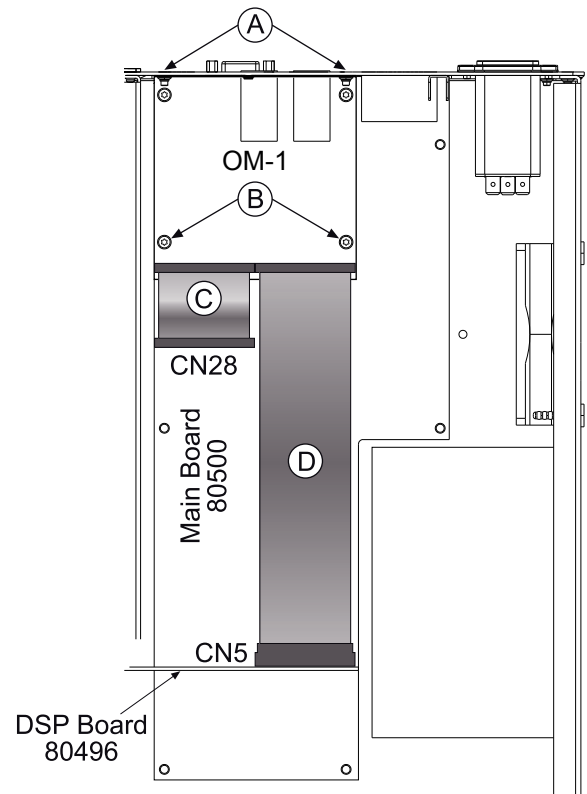


Dimensions

Installation/configuration notes

Installation in P 64

- Turn off the power of the unit and pull the mains plug.
- Remove the cover plate (6 screws on the sides, 3 screws on top, 4 screws on the rear).



DSP-Board 80496

Installation in PMX-4CR12

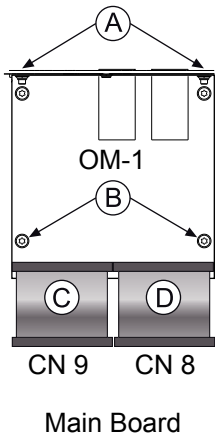
- Turn off the power of the unit, and pull the 24 V plug.
- Remove the cover plate (10 screws on top).
- Remove the blind on the rear panel (2 screws).
- Install the OM-1 module (see picture); first, secure it with 2 screws on the rear panel (A), then with 2 screws on the bolts (B), tighten the screws.

5. Make the following cable connections: Left connector on OM-1 module with CN9 on main board (65 mm flat wire cable) ③. Right connector on OM-1 module with CN8 on main board (190 mm flat wire cable) ④.
6. Re-install the cover plate.
7. Connect the unit to the 24 V supply, and turn the power on.
8. Configure the OM-1 module parameter in IRIS-Net according to application needs.



Notice!

A shielded cable must be used for an Ethernet connection.



Certifications and approvals

Emergency standard certifications

| | |
|---------------|-------------|
| Europe | EN 54-16 |
| International | ISO 7240-16 |

Environmental directive compliance

| | |
|-------------|--------------|
| Immunity | EN 50130-4 |
| Emissions | EN 61000-6-3 |
| Environment | EN 50581 |
| Maritime | EN 60945 |

Conformity

| | |
|-------------|--------|
| Europe | CE/CPR |
| Environment | RoHS |

Ordering information

OM-1 Interface module

OMNEO/DANTE module for P64 and PROMATRIX 6000.
Order number **OM-1**

Germany:

Bosch Sicherheitssysteme GmbH
Robert-Bosch-Ring 5
85630 Grasbrunn
Germany

Bosch Security Systems, Inc.
130 Perinton Parkway
Fairport, NY 14450
USA

www.dynacord.com